




TITAN[®]



INSTALLATION INSTRUCTIONS

NO TOOLS REQUIRED!!

AD OIL
WELLSITE PRODUCTS



FOR DUAL PAC HERC
WELLSITE PRODUCTS



SPRAY THE MOUNTING ZONE WITH BRAKE CLEANER THEN USE A SCRAPER
OR WIRE BRUSH,WIPE WITH A RAG UNTIL FREE OF DIRT.
SPRAY AGAIN AND LET DRY (DON'T WIPE)



OPEN THE BASIN BY
TURNING THE
BUTTERFLY HINGE
COUNTERCLOCKWISE

NOTE: PERFORM A DRY TRIAL FIT ON WELLHEAD AND MARK THE LOCATION OF
DRAIN VALVE

AD OIL
WELLSITE PRODUCTS



APPLY HI-TEMP
SEALANT TO ALL
JOINING EDGES

ENSURE A LEAK
PROOF SEAL

SEALANT WILL CURE
IN 24 TO 48 HRS






ATTACH THE BASIN TO THE FLANGE(MOUNTING ZONE)




WELLSITE PRODUCTS



LOCK THE BASIN



WELLSITE PRODUCTS



ATTACH THE FLOAT TO THE SWITCH

IF USING A BALL
FLOAT, ATTACH IT BY
USING 5/32 ALLEN
WRENCH





ATTACH RUBBER SEAL ON POLISH ROD & PLACE ON TOP OF THE STUFFING BOX. THIS PREVENT AIR BLOWN CONTAMINATES IN THE EVENT OF A WELL PACKING FAILURE.



WELLSITE PRODUCTS



INSTALL CLEARVIEW TOP
(SHORT TOP-1958T MODEL)

ALIGN & SNAP DOWN
SWELL LATCHES





INSERT THE PIN IN THE HOLE TO SECURE THE CLEARVIEW TOP



WELLSITE PRODUCTS



FOR WELLHEADS WITH A ROD LUBRICATOR
USE THE **TALL** CLEARVIEW TOP
(1960T MODEL)






FOR OTHER TYPES OF STUFFING BOXES

**WE WILL
CUSTOMIZE
AN
ADAPTOR
FOR
YOU**



**FLO-T
MOUNT**



SINGLE PACKS
OPEL
RED WING
PRODUCTION SAFETY SUPPLY
FLO-T MOUNT
and many more...



WE ALSO CUSTOMIZE THE **TITAN**[®] ACCORDING TO YOUR NEEDS

FOR MOST TYPES OF HYDRAULIC JACKS

- COR-LIFT
- VSH2
- I.C.I.
- ECO-QUIP

..and other types



FOR HEAVY OIL





WALKIN' THE TALK
ON GROUNDWATER PROTECTION...

(403) 242-2201 www.adoil.net

ADOIL
WELLSITE PRODUCTS